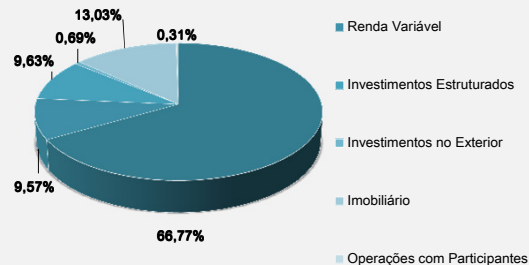


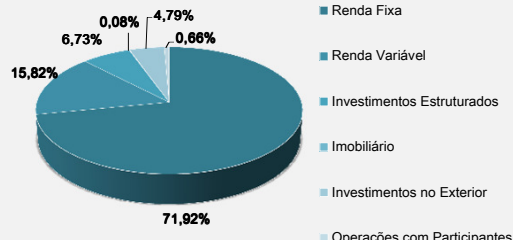


CARTEIRA DOS INVESTIMENTOS

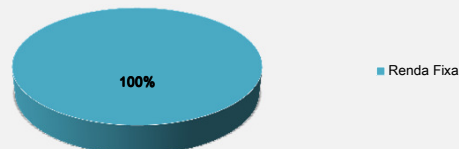
PCA	Valor em R\$ Mil	Mensal	Anual	% da Carteira	Alocação PI	PORTFÓLIO
Renda Fixa	554.803	1,91%	1,91%	66,77%	61,30%	
ALM	498.086	2,06%	2,06%	59,96%	-	
CDI	55.114	0,62%	0,62%	6,64%	-	
Créditos	152	-0,02%	-0,02%	0,02%	-	
Outros	1.250	0,49%	0,49%	0,15%	-	
Renda Variável	79.514	10,53%	10,53%	9,57%	8,00%	
Valor	79.514	10,53%	10,53%	9,57%	-	
Investimentos Estruturados	79.996	1,75%	1,75%	9,63%	15,90%	
Fundos Multimercados	72.755	1,94%	1,94%	8,76%	-	
Fundo de Participações	7.241	-0,09%	-0,09%	0,87%	-	
Investimentos no Exterior	5.720	1,24%	1,24%	0,69%	0,40%	
Imobiliário	108.234	0,67%	0,67%	13,03%	14,00%	
Magé	4.410	1,03%	1,03%	0,53%	-	
Niterói	96.896	0,75%	0,75%	11,67%	-	
Petrópolis	6.928	-0,69%	-0,69%	0,83%	-	
Operações com Participantes	2.564	0,84%	0,84%	0,31%	0,40%	
Total dos Investimentos	830.631	2,49%	2,49%	100,00%	100,00%	



PACV	Valor em R\$ Mil	Mensal	Anual	% da Carteira	Alocação PI	PORTFÓLIO
Renda Fixa	247.967	0,69%	0,69%	71,92%	63,25%	
ALM	143.406	0,75%	0,75%	41,60%	-	
CDI	104.460	0,62%	0,62%	30,30%	-	
Créditos	101	-0,02%	-0,02%	0,03%	-	
Renda Variável	54.526	11,33%	11,33%	15,82%	14,00%	
Ativista	7	-0,22%	-0,22%	0,00%	-	
Valor	54.519	11,33%	11,33%	15,81%	-	
Investimentos Estruturados	23.197	1,51%	1,51%	6,73%	16,45%	
Fundos Multimercados	18.370	1,94%	1,94%	5,33%	-	
Fundo de Participações	4.827	-0,09%	-0,09%	1,40%	-	
Imobiliário	264	-7,35%	-7,35%	0,08%	0,10%	
Investimentos no Exterior	16.529	1,24%	1,24%	4,79%	5,50%	
Operações com Participantes	2.276	0,72%	0,72%	0,66%	0,70%	
Total dos Investimentos	344.759	2,31%	2,31%	100,00%	100,00%	



PCA	Valor em R\$ Mil	Mensal	Anual	% da Carteira	Alocação PI	PORTFÓLIO
Renda Fixa	7.288	0,62%	0,62%	100,00%	100,00%	
CDI	7.288	0,62%	0,62%	100,00%	100,00%	
Total dos Investimentos	7.288	0,62%	0,62%	100,00%	100,00%	



INDICADORES ECONÔMICOS

Ano	INPC	INPC + 5,5	INPC + 5,32	IGPM	IPCA	CDI	105% CDI	124% CDI	IMA-B	IMA-B 5	IMA-B 5+	Ibovespa	Ibrx	Dólar	MSCI World R\$	Índice Pós-Fixado	Índice Pré-Fixado
2009	4,11%	9,84%	-	-1,71%	4,31%	9,90%	10,39%	12,27%	18,95%	14,97%	-	82,66%	72,84%	-25,49%	-	23,20%	10,42%
2010	6,47%	12,32%	-	11,32%	5,91%	9,74%	10,23%	12,08%	17,04%	13,04%	21,85%	1,04%	2,62%	-4,31%	-	10,05%	12,45%
2011	6,08%	11,91%	-	5,10%	6,50%	11,59%	12,17%	14,38%	15,11%	15,69%	14,48%	-18,11%	-11,39%	12,58%	-	6,51%	12,55%
2012	6,20%	12,04%	-	7,81%	5,84%	8,41%	8,83%	10,43%	26,68%	16,98%	34,21%	7,40%	11,55%	8,94%	-	16,94%	12,31%
2013	5,56%	11,37%	-	5,53%	5,91%	8,05%	8,46%	9,99%	-10,02%	2,78%	-17,07%	-15,50%	-3,13%	14,64%	-	-9,80%	11,77%
2014	6,23%	12,07%	-	3,67%	6,41%	10,81%	11,35%	13,40%	14,54%	11,64%	16,60%	-2,92%	-2,78%	13,39%	-	8,04%	12,18%
2015	11,28%	17,40%	-	10,54%	10,87%	13,23%	13,89%	16,40%	8,88%	15,46%	5,71%	-13,31%	-12,41%	47,01%	-	1,56%	17,07%
2016	6,58%	12,44%	-	7,17%	6,29%	14,00%	14,70%	17,36%	24,81%	15,48%	31,04%	38,93%	36,69%	-16,54%	-	17,13%	13,30%
2017	2,07%	7,68%	-	-0,52%	2,95%	9,95%	10,45%	12,34%	12,79%	12,58%	12,75%	26,86%	27,55%	1,50%	-	11,92%	7,55%
2018	3,43%	9,12%	-	7,61%	3,75%	6,42%	6,74%	7,96%	13,06%	9,87%	15,41%	15,03%	15,42%	17,13%	6,93%	7,27%	9,25%
2019																	
Ano	INPC	INPC + 5,5	INPC + 5,32	IGPM	IPCA	CDI	105% CDI	124% CDI	IMA-B	IMA-B 5	IMA-B 5+	Ibovespa	Ibrx	Dólar	MSCI World R\$	Índice Pós-Fixado	Índice Pré-Fixado
Janeiro	0,36%	0,81%	0,79%	0,01%	0,32%	0,54%	0,57%	0,67%	4,37%	1,54%	6,61%	10,82%	10,71%	-5,75%	1,58%	2,30%	0,57%
Acumulado	0,36%	0,81%	0,79%	0,01%	0,32%	0,54%	0,57%	0,67%	4,37%	1,54%	6,61%	10,82%	10,71%	-5,75%	1,58%	2,30%	0,57%