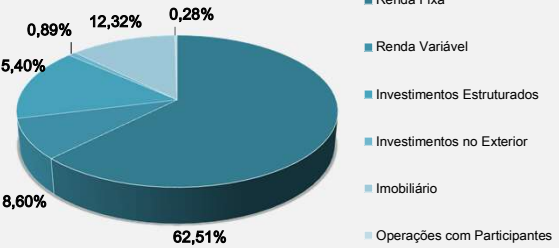
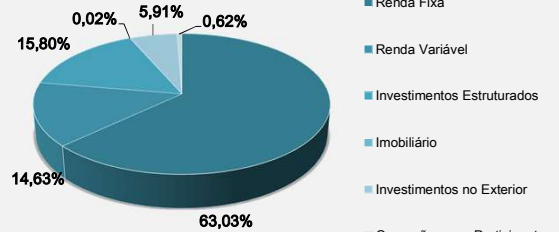


CARTEIRA DOS INVESTIMENTOS

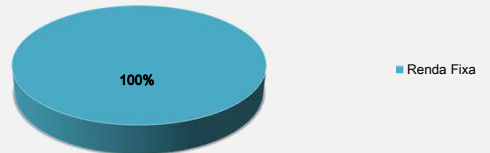
PCA	Valor em R\$ Mii	Mensal	Anual	% da Carteira	Alocação PI	PORTFÓLIO
Renda Fixa	534.384	0,57%	8,97%	62,51%	61,30%	
ALM	357.648	0,64%	9,28%	41,84%	-	
CDI	175.280	0,10%	6,38%	20,50%	-	
Créditos	151	-0,02%	-0,19%	0,02%	-	
Outros	1.305	0,33%	4,91%	0,15%	-	
Renda Variável	73.482	1,79%	33,71%	8,60%	8,00%	
Valor	73.482	1,79%	33,71%	8,60%	-	
Investimentos Estruturados	131.687	-1,50%	2,95%	15,40%	15,90%	
Fundos Multimercados	124.965	-1,57%	3,67%	14,62%	-	
Fundo de Participações	6.722	-0,10%	-7,25%	0,79%	-	
Investimentos no Exterior	7.600	8,39%	34,50%	0,89%	0,40%	
Imobiliário	105.293	0,69%	5,11%	12,32%	14,00%	
Operações com Participantes	2.398	0,91%	10,13%	0,28%	0,40%	
Total dos Investimentos	854.843	0,43%	9,93%	100,00%	100,00%	



PACV	Valor em R\$ Mii	Mensal	Anual	% da Carteira	Alocação PI	PORTFÓLIO
Renda Fixa	234.225	0,43%	7,18%	63,03%	63,25%	
ALM	114.204	0,62%	7,76%	30,73%	-	
CDI	119.920	0,10%	6,38%	32,27%	-	
Créditos	101	-0,02%	-0,19%	0,03%	-	
Renda Variável	54.374	1,78%	33,52%	14,63%	14,00%	
Ativista	7	-0,26%	-2,66%	0,00%	-	
Valor	54.367	1,78%	33,53%	14,63%	-	
Investimentos Estruturados	58.700	-1,41%	3,74%	15,80%	16,45%	
Fundos Multimercados	54.218	-1,52%	5,10%	14,59%	-	
Fundo de Participações	4.481	-0,10%	-7,25%	1,21%	-	
Imobiliário	70	12,61%	-44,74%	0,02%	0,10%	
Investimentos no Exterior	21.961	8,39%	34,50%	5,91%	5,50%	
Operações com Participantes	2.291	0,87%	9,68%	0,62%	0,70%	
Total dos Investimentos	371.620	0,77%	11,69%	100,00%	100,00%	



PGA	Valor em R\$ Mii	Mensal	Anual	% da Carteira	Alocação PI	PORTFÓLIO
Renda Fixa	7.026	0,10%	6,38%	100,00%	100,00%	
CDI	7.026	0,10%	6,38%	100,00%	100,00%	
Total dos Investimentos	7.026	0,10%	6,38%	100,00%	100,00%	



INDICADORES ECONÔMICOS

Ano	INPC	INPC + 5,5	INPC + 5,32	IGPM	IPCA	CDI	105% CDI	124% CDI	IMA-B	IMA-B 5	IMA-B 5+	Ibovespa	Ibrx	Dólar	MSCI World R\$	Índice Pós-Fixado	Índice Pré-Fixado
2009	4,11%	9,84%	-	-1,71%	4,31%	9,90%	10,39%	12,27%	18,95%	14,97%	-	82,66%	72,84%	-25,49%	-	23,20%	10,42%
2010	6,47%	12,32%	-	11,32%	5,91%	9,74%	10,23%	12,08%	17,04%	13,04%	21,85%	1,04%	2,62%	-4,31%	-	10,05%	12,45%
2011	6,08%	11,91%	-	5,10%	6,50%	11,59%	12,17%	14,38%	15,11%	15,69%	14,48%	-18,11%	-11,39%	12,58%	-	6,51%	12,55%
2012	6,20%	12,04%	-	7,81%	5,84%	8,41%	8,83%	10,43%	26,68%	16,98%	34,21%	7,40%	11,55%	8,94%	-	16,94%	12,31%
2013	5,56%	11,37%	-	5,53%	5,91%	8,05%	8,46%	9,99%	-10,02%	2,78%	-17,07%	-15,50%	-3,13%	14,64%	-	-9,80%	11,77%
2014	6,23%	12,07%	-	3,67%	6,41%	10,81%	11,35%	13,40%	14,54%	11,64%	16,60%	-2,92%	-2,78%	13,39%	-	8,04%	12,18%
2015	11,28%	17,40%	-	10,54%	10,67%	13,23%	13,89%	16,40%	8,88%	15,46%	5,71%	-13,31%	-12,41%	47,01%	-	1,56%	17,07%
2016	6,58%	12,44%	-	7,17%	6,29%	14,00%	14,70%	17,36%	24,81%	15,48%	31,04%	38,93%	36,69%	-16,54%	-	17,13%	13,30%
2017	2,07%	7,68%	-	-0,52%	2,95%	9,95%	10,45%	12,34%	12,79%	12,58%	12,75%	26,86%	27,55%	1,50%	-	11,92%	7,55%
2018	3,43%	9,12%	-	7,61%	3,75%	6,42%	6,74%	7,96%	13,06%	9,87%	15,41%	15,03%	15,42%	17,13%	6,93%	7,27%	9,25%

2019

Ano	INPC	INPC + 5,5	INPC + 5,32	IGPM	IPCA	CDI	105% CDI	124% CDI	IMA-B	IMA-B 5	IMA-B 5+	Ibovespa	Ibrx	Dólar	MSCI World R\$	Índice Pós-Fixado	Índice Pré-Fixado
Janeiro	0,36%	0,81%	0,79%	0,01%	0,32%	0,54%	0,57%	0,67%	4,37%	1,54%	6,61%	10,82%	10,71%	-5,75%	1,58%	2,30%	0,57%
Fevereiro	0,54%	0,99%	0,98%	0,89%	0,43%	0,49%	0,52%	0,61%	0,55%	0,55%	0,55%	-1,86%	-1,76%	2,37%	5,45%	0,45%	0,79%
Março	0,77%	1,22%	1,21%	1,26%	0,75%	0,47%	0,49%	0,58%	0,58%	0,78%	0,43%	-0,18%	-0,12%	4,23%	5,60%	0,74%	0,98%
Abril	0,60%	1,05%	1,04%	0,92%	0,57%	0,52%	0,54%	0,64%	1,51%	1,11%	1,79%	0,98%	1,06%	1,25%	4,84%	1,18%	1,21%
Mai	0,15%	0,59%	0,58%	0,44%	0,13%	0,54%	0,57%	0,67%	3,66%	1,39%	5,20%	0,70%	1,14%	-0,12%	-5,88%	0,83%	1,04%
Junho	0,01%	0,46%	0,45%	0,80%	0,01%	0,47%	0,49%	0,58%	3,73%	1,72%	5,06%	4,06%	4,10%	-2,75%	3,65%	1,54%	0,58%
Julho	0,10%	0,55%	0,53%	0,40%	0,19%	0,57%	0,60%	0,70%	1,29%	0,97%	1,51%	0,84%	1,17%	-1,76%	-1,27%	0,85%	0,44%
Agosto	0,12%	0,57%	0,55%	-0,67%	0,11%	0,50%	0,53%	0,62%	-0,40%	0,05%	-0,77%	-0,67%	-0,16%	9,92%	7,77%	0,24%	0,53%
Setembro	-0,05%	0,40%	0,38%	-0,01%	-0,04%	0,47%	0,49%	0,58%	2,86%	1,74%	3,73%	3,57%	3,21%	0,63%	2,77%	1,07%	0,55%
Outubro	0,04%	0,49%	0,47%	0,68%	0,10%	0,48%	0,51%	0,60%	3,36%	1,65%	4,67%	3,50%	3,26%	-3,85%	-1,40%	0,90%	0,38%
Novembro	0,54%	0,99%	0,98%	0,30%	0,51%	0,36%	0,40%	0,47%	-2,45%	-0,28%	-4,07%	0,95%	0,97%	5,49%	8,43%	0,75%	0,47%
Acumulado	3,22%	8,41%	8,25%	5,11%	3,12%	5,57%	5,85%	6,91%	20,53%	11,77%	27,06%	23,15%	24,34%	9,01%	35,13%	11,38%	7,81%